

# NON GOVERNMENT POLICY AND FUNDING SUMMARY OF SERVICES REPORT

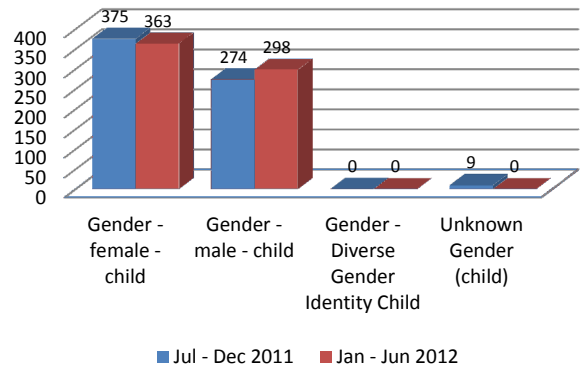
## CHILD SEXUAL ABUSE THERAPEUTIC SERVICES – JANUARY TO JUNE 2012

**Child Sexual Abuse Therapeutic Services** provide healing, support, counselling and therapeutic responses to children and young people and their families affected by child sexual abuse, people who have experienced childhood sexual abuse and children and/or young people who are responsible for, or at risk of, sexually abusing other children. Services assist children and young people to recover from harmful impacts of child sexual abuse, and assist families and communities to support children and young people in the healing process. Country services are located in the Goldfields (1), Peel (1), Great Southern (1), Murchison (2), Pilbara (1), Southwest (1), West Kimberley (1) and Wheatbelt (1) Districts. Metro services are located in the Mirrabooka (1), and Metrowide (4) Districts.

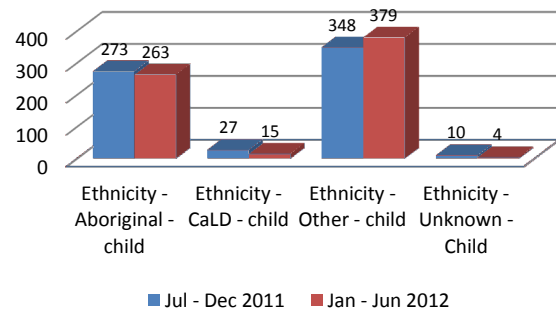
REPORTING PERIOD	Jul – Dec 2011	Jan – Jun 2012
<b>Number of funded services</b>	<b>14</b>	<b>14</b>
Number of services with unavailable data	0	0
<b>Total Financial Year Funding</b>	<small>2011/12</small> \$3,600,554	<small>2011/12</small> \$3,600,554
Total number of cases <sup>a</sup> worked on	1,220	1,144
Total number of adults	581	564
Total number of children	658	661
Total number of groups <sup>b</sup>	140	76
Total number of group clients <sup>c</sup>	2,487	934

Services Provided	Number	
	Jul – Dec 2011	Jan – Jun 2012
Counselling	903 (14.6%)	1,099 (17.9%)
Family and Individual Assessment	975 (15.7%)	787 (12.8%)
Protective behaviours	559 (9.0%)	696 (11.3%)
Case management/support planning	760 (12.3%)	682 (11.1%)
Community protective practices	478 (7.7%)	510 (8.3%)
Safety & Risk Assessment	671 (10.8%)	420 (6.8%)
Individual Advocacy	257 (4.2%)	374 (6.1%)
Culturally specific practices	229 (3.7%)	329 (5.4%)
Information and Referrals	349 (5.6%)	319 (5.2%)
Linkages and coordination with local services	451 (7.3%)	300 (4.9%)
Activities for Children	149 (2.4%)	175 (2.8%)
Access other services	109 (1.8%)	172 (2.8%)
Crisis Support	133 (2.1%)	145 (2.4%)
Other	159 (2.6%)	126 (2.0%)
Court Reports	9 (0.1%)	15 (0.2%)
<b>Total</b>	<b>6,891 (100.0%)</b>	<b>6,149 (100.0%)</b>

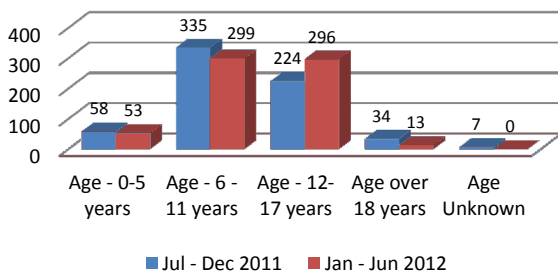
**Gender of Children receiving a service**



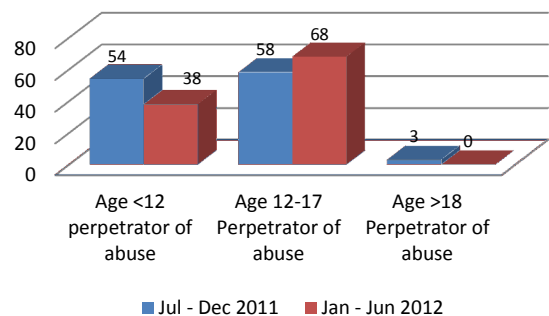
**Ethnicity of Children receiving a service**



**Age of Children receiving a service**



**Age of Perpetrator**



Cases opened prior to a client turning 18yrs may be carried over showing age of child over 18years.

(a) A case refers to ongoing assistance provided to a client. The support/assistance from a service provider generally entails one hour or more of worker's time.

(b) Groups refers to all group activities focussing on developing skills and providing support. Groups may be educational, therapeutic or recreational.

(c) Clients refers to children, young people, adults and families who have experienced and/or been impacted by child sexual abuse or children and young people who are responsible for or who are at risk of sexually abusing other children.