

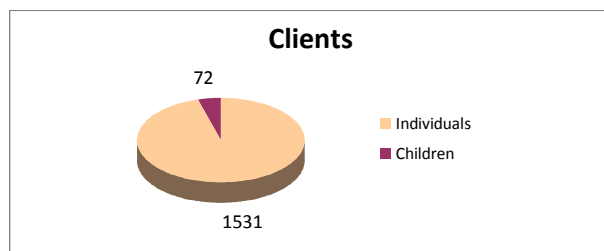
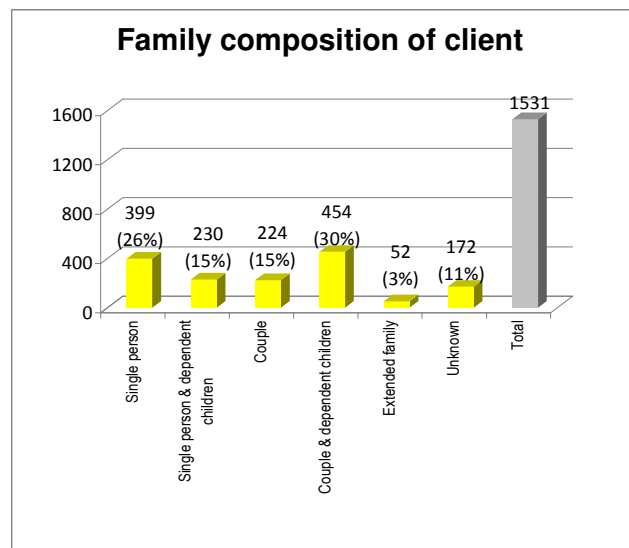
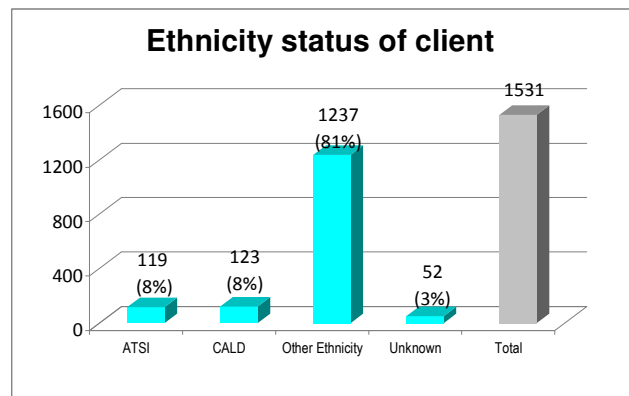
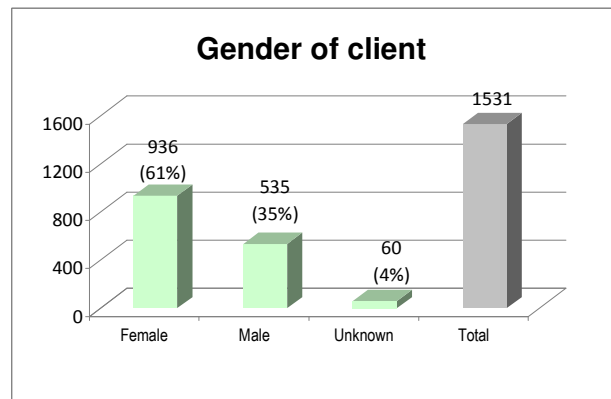
NON GOVERNMENT POLICY AND FUNDING SUMMARY OF SERVICES REPORT

COUNSELLING SERVICES – JANUARY TO JUNE 2010

Counselling Services assist individuals and families experiencing relationship or personal problems to assess their circumstances and relationships, to make choices, decisions and plans for the future, and develop the skills and confidence to enable them to put their plans into effect. These are only located in country districts including East Kimberley (1) Goldfields (1) Great Southern (1) Murchison (3) Southwest (2) and Wheatbelt (2).

Number of funded services	10
Number of service with unavailable data	1 ^a
Total funding 2009-10	\$1,286,930
Number of DCP referrals	49
Total number of cases ^b worked on	1,406
Total number of clients ^c (adults & children)	1603

Services Provided	Instances
Depression	338 (13%)
Self-esteem	308 (12%)
Couple relationship	266 (10%)
Family separation	190 (7%)
Child/parent relationship	190 (7%)
Grief	174 (7%)
Other relation issues	171 (7%)
Anger management	147 (6%)
Alcohol/drugs	128 (5%)
Health	101 (4%)
Work related	77 (3%)
Family violence adults	75 (3%)
Other area of counseling	72 (3%)
Parent/adolescents conflict	56 (2%)
Psychological issues	43 (2%)
Other assault	37 (1%)
Trauma	38 (1%)
Suicide prevention	27 (1%)
Family violence children	30 (1%)
Family violence perpetrator	23 (1%)
Sexual adult abuse	25 (1%)
Sexual child abuse	21 (1%)
Sexuality	11 (0%)
Total	2,548 (100%)



^a Service has been non operational and no data is expected.

^b A **Case** refers to ongoing assistance provided to a consumer. The support/assistance from a service provider generally entails one hour or more of a worker's time either with the consumer directly or on behalf of that consumer.

^c Total number of clients counts both individuals and young people that have ongoing significant interaction with the service. Individuals may be from a case and/or groups but excludes one off contacts.