

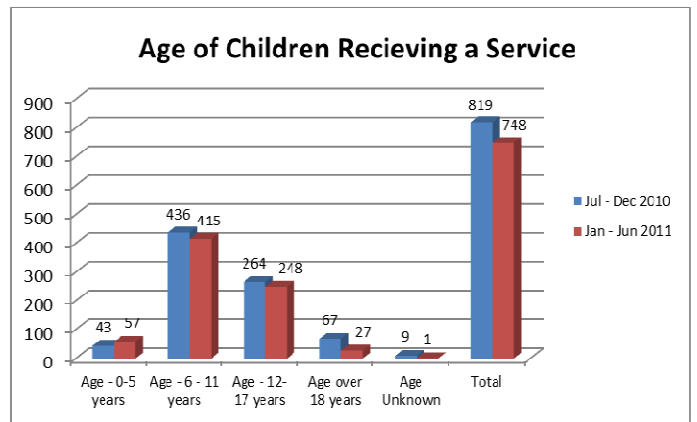
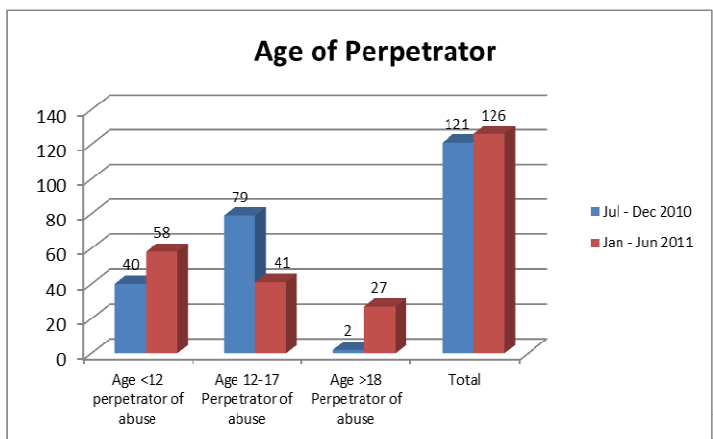
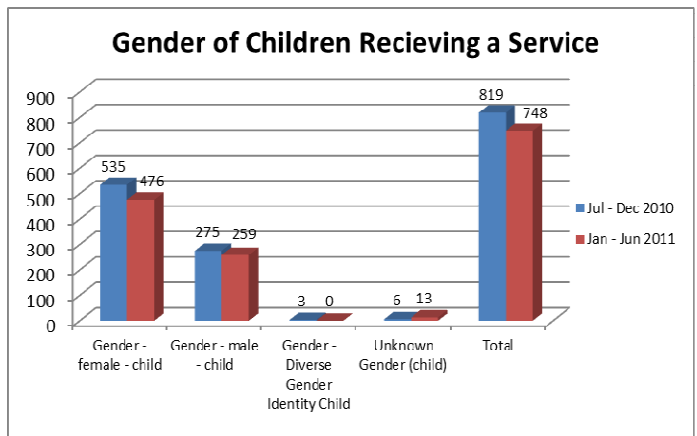
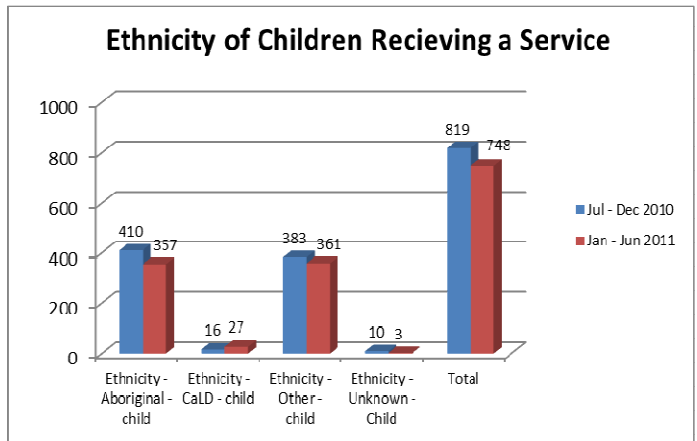
# NON GOVERNMENT POLICY AND FUNDING SUMMARY OF SERVICES REPORT

## CHILD SEXUAL ABUSE THERAPEUTIC SERVICES – JANUARY TO JUNE 2011

**Child Sexual Abuse Therapeutic Services** provide healing, support, counselling and therapeutic responses to children and young people and their families affected by child sexual abuse, people who have experienced childhood sexual abuse and children and/or young people who are responsible for, or at risk of, sexually abusing other children. Services assist children and young people to recover from harmful impacts of child sexual abuse, and assist families and communities to support children and young people in the healing process. Country services are located in the Goldfields (1), Peel (1), Great Southern (1), Murchison (2), Pilbara (1), Southwest (1), West Kimberley (1) and Wheatbelt (1) Districts. Metro services are located in the Mirrabooka (1), and Metrowide (4) Districts.

REPORTING PERIOD	Jul – Dec 2010	Jan – June 2011
<b>Number of funded services</b>	<b>14</b>	<b>14</b>
Number of services with unavailable data	0	0
<b>Total Financial Year Funding</b>	<b>\$3,010,497</b>	<b>\$3,010,497</b>
Total number of cases <sup>a</sup> worked on	1186	1229
Total number of group <sup>b</sup> consumers	481	287
Total number of clients <sup>c</sup>	1368	1271

Services Provided	Number	
	Jul – Dec 10	Jan – Jun 11
Service - Case management/support planning	854 (12.8%)	810 (11.3%)
Service - Court Reports	14(0.2%)	13 (0.2%)
Service - Individual Advocacy	338 (5.1%)	544 (7.6%)
Service - Other	160(2.4%)	144 (2.0%)
Service - Counselling	1400 (21.1%)	1282 (17.9%)
Service – Safety & Risk Assessment	511 (7.7%)	702 (9.8%)
Service - Access other services	134 (2.0%)	104 (1.4%)
Service - Crisis Support	42 (0.6%)	277 (3.9%)
Service – Activities for Children	104 (1.6%)	99 (1.4%)
Service – Information and Referrals	304 (4.6%)	320 (4.5%)
Service – Community protective practices	514 (7.7%)	594 (8.3%)
Service – Culturally specific practices	421(6.3%)	428 (6.0%)
Service – Family and Individual Assessment	794(11.9%)	945 (13.2%)
Service – Linkages and coordination with local services	176 (2.6%)	161 (2.2%)
Services – Protective behaviours	880(13.2%)	755 (10.5%)
<b>Total</b>	<b>6646 (100%)</b>	<b>7178 (100%)</b>



Cases opened prior to a client turning 18yrs may be carried over showing age of child over 18years.

a) A case refers to ongoing assistance provided to a client. The support/assistance from a service provider generally entails one hour or more of worker's time.

(b) Groups refers to all group activities focussing on developing skills and providing support. Groups may be educational, therapeutic or recreational.

(c) Clients refers to Children, young people, adults and families who have experienced and/or been impacted by child sexual abuse or Children and young people who are responsible for or who are at risk of sexually abusing other children.