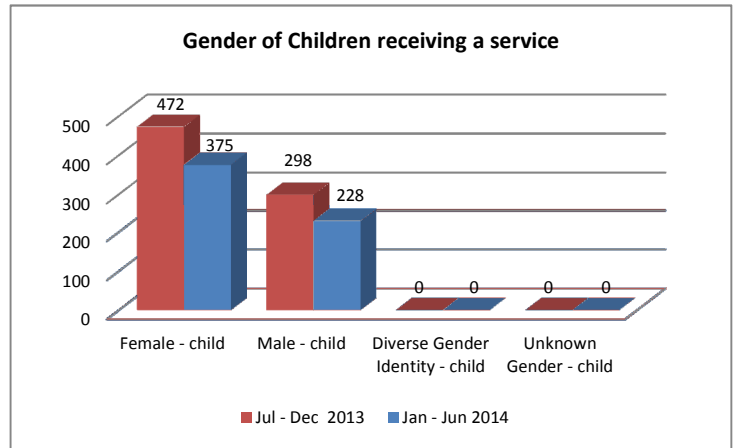


# NON GOVERNMENT POLICY AND FUNDING SUMMARY OF SERVICES REPORT

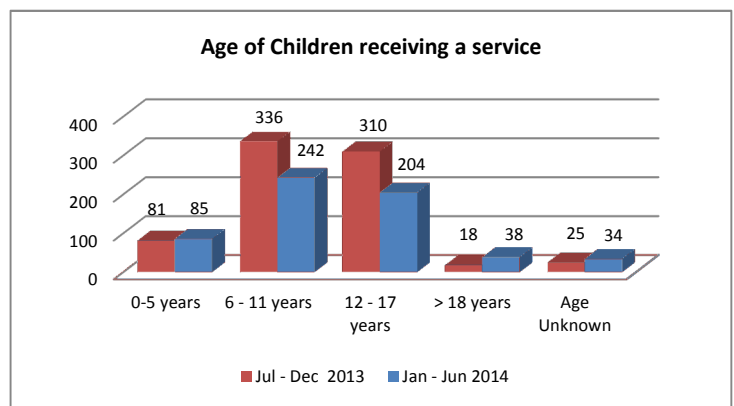
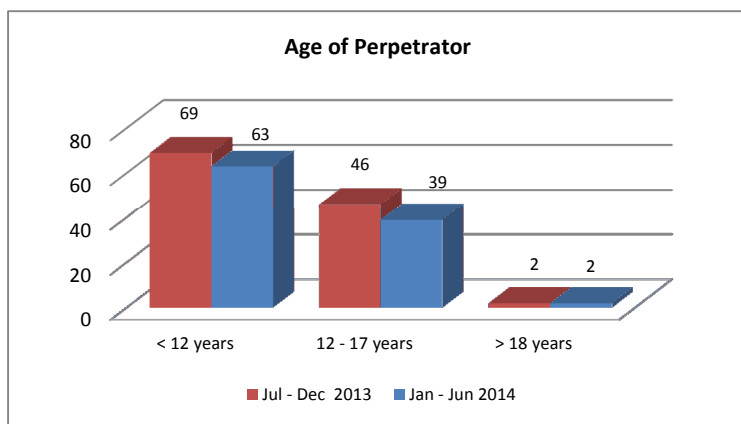
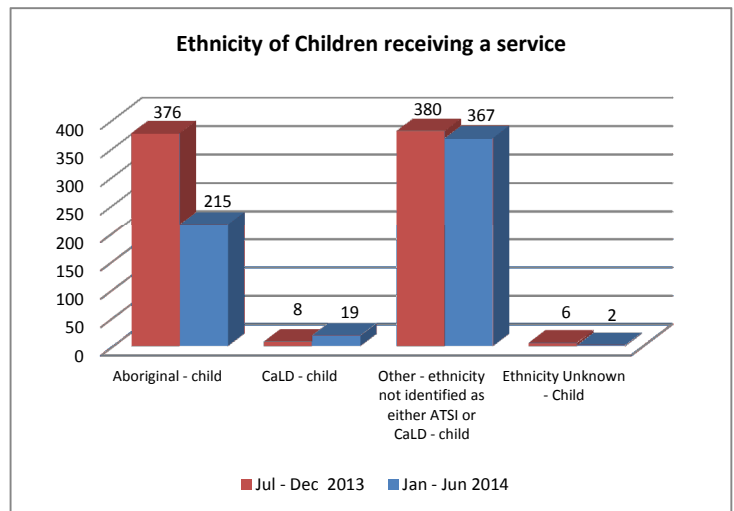
## Child Sexual Abuse Therapeutic Services – January to June 2014

**Child Sexual Abuse Therapeutic Services** provide healing, support, counselling and therapeutic responses to children and young people and their families affected by child sexual abuse, people who have experienced childhood sexual abuse and children and/or young people who are responsible for, or at risk of, sexually abusing other children. Services assist children and young people to recover from harmful impacts of child sexual abuse, and assist families and communities to support children and young people in the healing process. Country services are located in the Goldfields (1), Peel (1), Great Southern (1), Murchison (2), Pilbara (1), Southwest (1), West Kimberley (1) and Wheatbelt (1) districts. Metro services are located in the Mirrabooka (1), and Metrowide (4) districts.

REPORTING PERIOD	Jul - Dec 2013	Jan - Jun 2014
<b>Number of funded services</b>	<b>14</b>	<b>14</b>
Number of services with unavailable data	0	0
Total Financial Year Funding	2013/14 \$4,094,953	2013/14 \$4,094,953
Total number of cases <sup>a</sup> worked on	1,040	1,075
Total number of adults	544	553
Total number of children	770	603
Total number of groups <sup>b</sup>	69	93
Total number of group clients <sup>c</sup>	1,728	1,615



Services Provided	Number	
	Jul – Dec 2013	Jan – Jun 2014
Information and referrals	460 (6.6%)	1,407 (13.1%)
Linkages and coordination with local services	271 (3.9%)	1,308 (12.2%)
Culturally specific practices	265 (3.8%)	1,277 (11.9%)
Counselling	1,173 (16.9%)	1,258 (11.7%)
Protective behaviours	1,164 (16.7%)	1,044 (9.7%)
Family and individual assessment	632 (9.1%)	928 (8.6%)
Case management / support planning	525 (7.5%)	777 (7.2%)
Community protective practices	643 (9.2%)	724 (6.7%)
Safety & risk assessment	814 (11.7%)	549 (5.1%)
Activities for children	213 (3.1%)	395 (3.7%)
Access other services	251 (3.6%)	335 (3.1%)
Individual advocacy	222 (3.2%)	318 (3.0%)
Crisis support	182 (2.6%)	113 (1.1%)
Court reports	6 (0.1%)	7 (0.1%)
Other	139 (2.0%)	312 (2.9%)
<b>Total</b>	<b>6,960 (100.0%)</b>	<b>10,752 (100%)</b>



Cases opened prior to a client turning 18 years may be carried over showing age of child over 18 years.

<sup>a</sup> A case refers to ongoing assistance provided to a client. The support / assistance from a service provider generally entails one hour or more of worker's time.

<sup>b</sup> Groups refer to all group activities focussing on developing skills and providing support. Groups may be educational, therapeutic or recreational.

<sup>c</sup> Clients refers to children, young people, adults and families who have experienced and/or been impacted by child sexual abuse or children and young people who are responsible for or who are at risk of sexually abusing other children.

Sources: Progress Reports & Contract Information Management System (CIMS), Jan - Jun 2014 (Jan 2015)