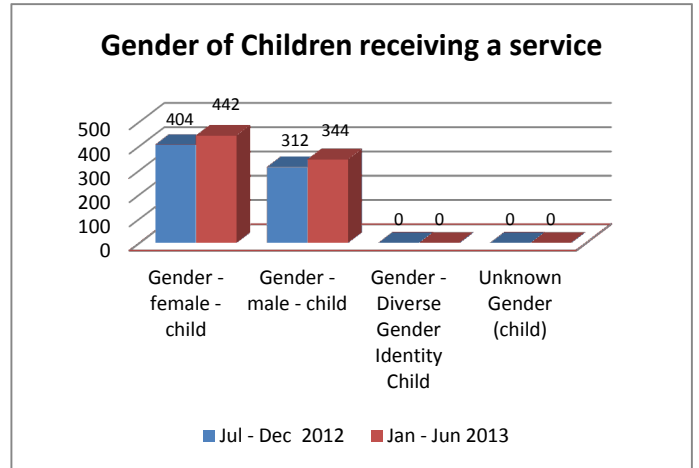


NON GOVERNMENT POLICY AND FUNDING SUMMARY OF SERVICES REPORT

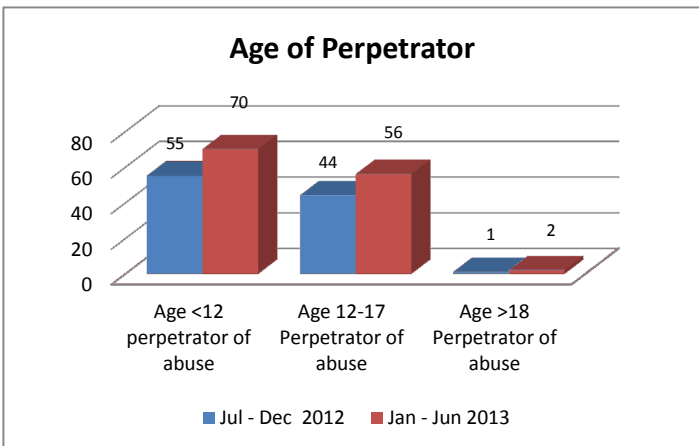
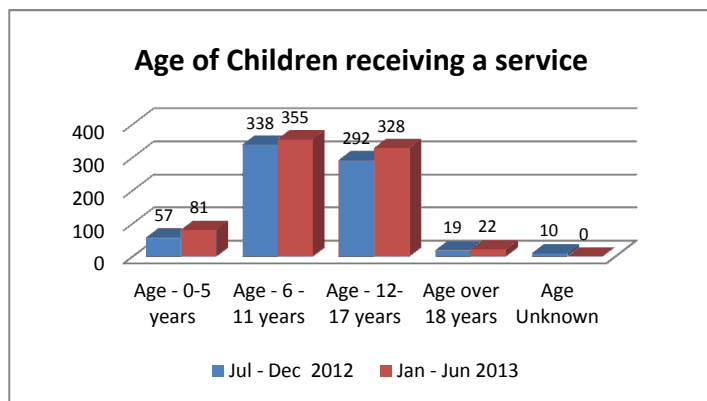
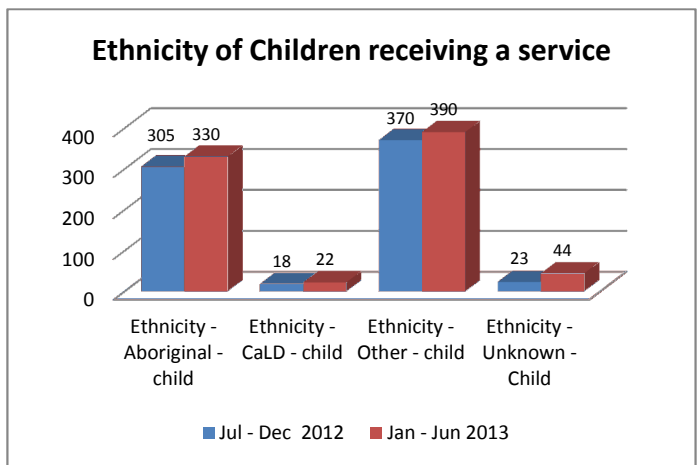
CHILD SEXUAL ABUSE THERAPEUTIC SERVICES – JANUARY TO JUNE 2013

Child Sexual Abuse Therapeutic Services provide healing, support, counselling and therapeutic responses to children and young people and their families affected by child sexual abuse, people who have experienced childhood sexual abuse and children and/or young people who are responsible for, or at risk of, sexually abusing other children. Services assist children and young people to recover from harmful impacts of child sexual abuse, and assist families and communities to support children and young people in the healing process. Country services are located in the Goldfields (1), Peel (1), Great Southern (1), Murchison (2), Pilbara (1), Southwest (1), West Kimberley (1) and Wheatbelt (1) Districts. Metro services are located in the Mirrabooka (1), and Metrowide (4) Districts.

REPORTING PERIOD	Jul - Dec 2012	Jan – Jun 2013
Number of funded services	14	14
Number of services with unavailable data	0	0
Total Financial Year Funding	^{2012/13} \$3,753,578	^{2012/13} \$3,753,578
Total number of cases ^a worked on	977	1,038
Total number of adults	485	560
Total number of children	716	786
Total number of groups ^b	76	57
Total number of group clients ^c	1,194	1,275



Services Provided	Number	
	Jul – Dec 2012	Jan– Jun 2013
Information and Referrals	1,122 (14.7%)	344 (6.5%)
Counselling	1,021 (13.4%)	903 (17.1%)
Linkages and coordination with local services	994 (13.0%)	196 (3.7%)
Community protective practices	946 (12.4%)	386 (7.3%)
Protective behaviours	777 (10.2%)	708 (13.4%)
Family and Individual Assessment	536 (7.0%)	582 (11.0%)
Case management/support planning	499 (6.5%)	511 (9.7%)
Safety & Risk Assessment	498 (6.5%)	533 (10.1%)
Individual Advocacy	273 (3.6%)	185 (3.5%)
Culturally specific practices	250 (3.3%)	238 (4.5%)
Access other services	228 (3.0%)	151 (2.9%)
Crisis Support	197 (2.6%)	149 (2.8%)
Activities for Children	136 (1.8%)	252 (4.8%)
Other	130 (1.7%)	115 (2.2%)
Court Reports	23 (0.3%)	16 (0.3%)
Total	7,630 (100.0%)	5,269 (100.0%)



Cases opened prior to a client turning 18yrs may be carried over showing age of child over 18years.

^a A case refers to ongoing assistance provided to a client. The support/assistance from a service provider generally entails one hour or more of worker's time.

^b Groups refer to all group activities focussing on developing skills and providing support. Groups may be educational, therapeutic or recreational.

^c Clients refers to children, young people, adults and families who have experienced and/or been impacted by child sexual abuse or children and young people who are responsible for or who are at risk of sexually abusing other children.