

# NON GOVERNMENT POLICY AND FUNDING SUMMARY OF SERVICES REPORT

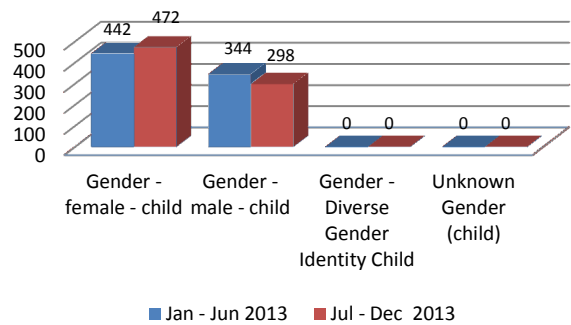
## CHILD SEXUAL ABUSE THERAPEUTIC SERVICES – JULY TO DECEMBER 2013

**Child Sexual Abuse Therapeutic Services** provide healing, support, counselling and therapeutic responses to children and young people and their families affected by child sexual abuse, people who have experienced childhood sexual abuse and children and/or young people who are responsible for, or at risk of, sexually abusing other children. Services assist children and young people to recover from harmful impacts of child sexual abuse, and assist families and communities to support children and young people in the healing process. Country services are located in the Goldfields (1), Peel (1), Great Southern (1), Murchison (2), Pilbara (1), Southwest (1), West Kimberley (1) and Wheatbelt (1) Districts. Metro services are located in the Mirrabooka (1), and Metrowide (4) Districts.

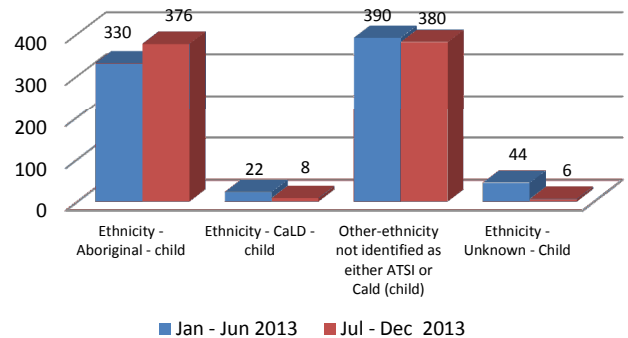
REPORTING PERIOD	Jan – Jun 2013	Jul – Dec 2013
<b>Number of funded services</b>	<b>14</b>	<b>14</b>
Number of services with unavailable data	0	0
<b>Total Financial Year Funding</b>	<sup>2012/13</sup> <b>\$3,753,578</b>	<sup>2013/14</sup> <b>\$4,094,953</b>
Total number of cases <sup>a</sup> worked on	1,038	1,040
Total number of adults	560	544
Total number of children	786	770
Total number of groups <sup>b</sup>	57	69
Total number of group clients <sup>c</sup>	1,275	1,728

Services Provided	Number	
	Jan– Jun 2013	Jul– Dec 2013
Counselling	903 (17.1%)	1,173 (16.9%)
Protective behaviours	708 (13.4%)	1,164 (16.7%)
Safety & Risk Assessment	533 (10.1%)	814 (11.7%)
Community protective practices	386 (7.3%)	643 (9.2%)
Family and Individual Assessment	582 (11.0%)	632 (9.1%)
Case management/support planning	511 (9.7%)	525 (7.5%)
Information and Referrals	344 (6.5%)	460 (6.6%)
Linkages and coordination with local services	196 (3.7%)	271 (3.9%)
Culturally specific practices	238 (4.5%)	265 (3.8%)
Access other services	151 (2.9%)	251 (3.6%)
Individual Advocacy	185 (3.5%)	222 (3.2%)
Activities for Children	252 (4.8%)	213 (3.1%)
Crisis Support	149 (2.8%)	182 (2.6%)
Other	115 (2.2%)	139 (2.0%)
Court Reports	16 (0.3%)	6 (0.1%)
<b>Total</b>	<b>5,269 (100.0%)</b>	<b>6,960 (100.0%)</b>

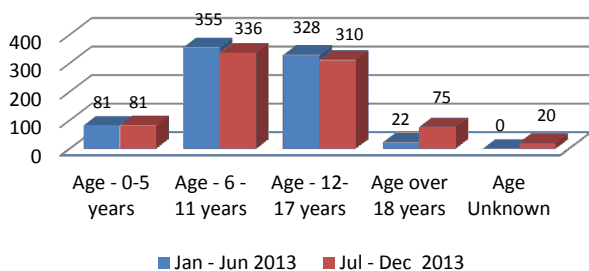
**Gender of Children receiving a service**



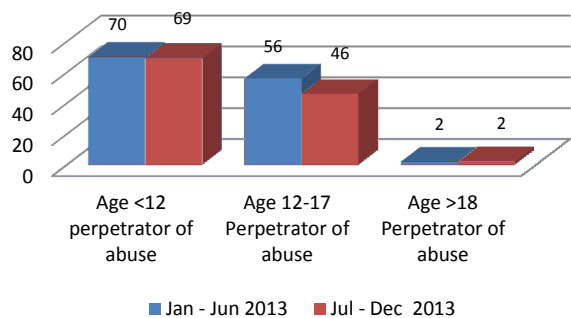
**Ethnicity of Children receiving a service**



**Age of Children receiving a service**



**Age of Perpetrator**



Cases opened prior to a client turning 18yrs may be carried over showing age of child over 18years.

<sup>a</sup> A case refers to ongoing assistance provided to a client. The support/assistance from a service provider generally entails one hour or more of worker's time.

<sup>b</sup> Groups refer to all group activities focussing on developing skills and providing support. Groups may be educational, therapeutic or recreational.

<sup>c</sup> Clients refers to children, young people, adults and families who have experienced and/or been impacted by child sexual abuse or children and young people who are responsible for or who are at risk of sexually abusing other children.