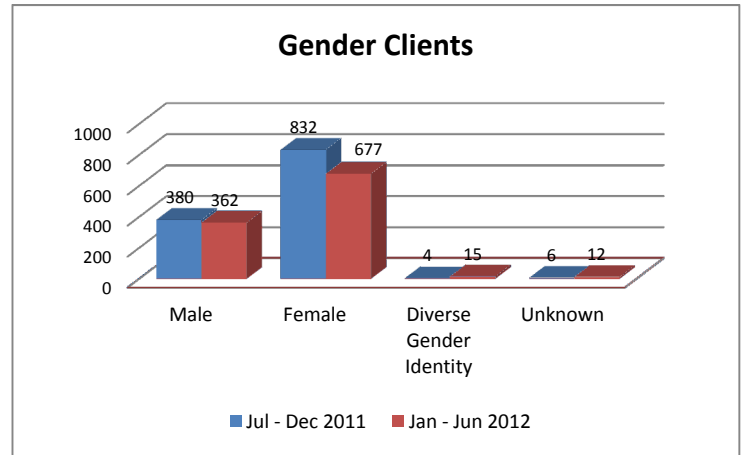


NON GOVERNMENT POLICY AND FUNDING SUMMARY OF SERVICES REPORT

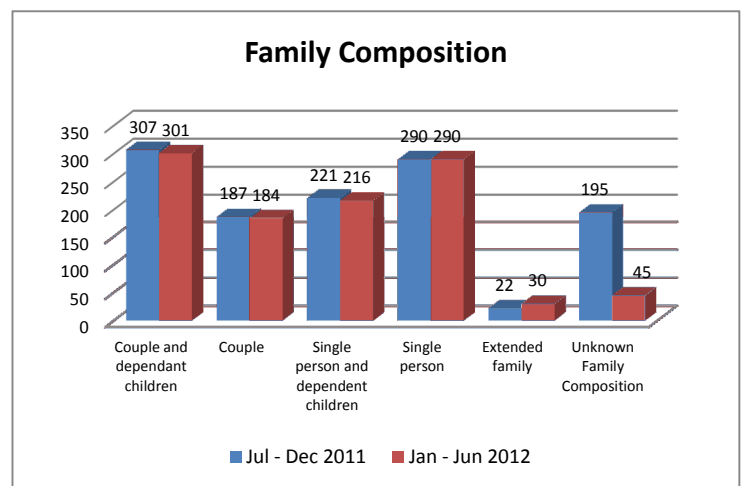
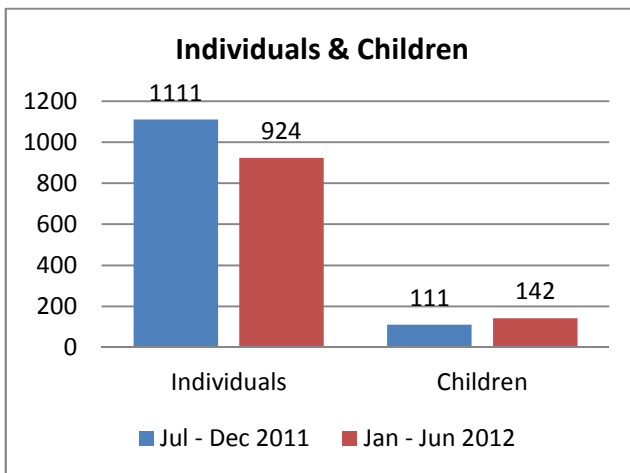
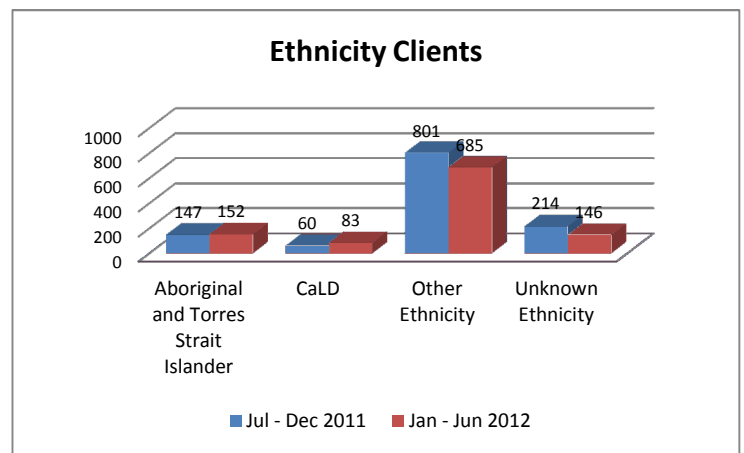
COUNSELLING SERVICES – JANUARY TO JUNE 2012

Counselling Services assist individuals and families experiencing relationship or personal problems to assess their circumstances and relationships, to make choices, decisions and plans for the future, and develop the skills and confidence to enable them to put their plans into effect. These services are located in country districts including East Kimberley (1) Great Southern (1) Murchison (3) Southwest (2) and Wheatbelt (2).

REPORTING PERIOD	Jul – Dec 2011	Jan – Jun 2012
Number of funded services	9	9
Number of services with unavailable data	0	0
Total Financial Year Funding	2011/12 \$1,474,860	2011/12 \$1,474,860
Number of DCP referrals	72	59
Total number of cases ^b worked on	1,228	1,211
Total number of clients ^c	1,222	1,066
Total number of children who participated in family counselling	111	142



Services Provided	Number	
	Jul – Dec 2011	Jan – Jun 2012
Self-esteem	285 (12.9%)	422 (16.1%)
Depression	336 (15.2%)	381 (14.6%)
Couple relationship	267 (12.1%)	293 (11.2%)
Family separation	161 (7.3%)	205 (7.8%)
Child/parent relationship	136 (6.2%)	155 (5.9%)
Grief	107 (4.9%)	141 (5.4%)
Other relation issues	95 (4.3%)	111 (4.2%)
Alcohol/drugs	93 (4.2%)	93 (3.6%)
Anger management	99 (4.5%)	89 (3.4%)
Other	626 (28.4%)	728 (27.8%)
Total	2,205 (100.0%)	2,618 (100.0%)



^b A **Case** refers to ongoing assistance provided to a client. The support/assistance from a service provider generally entails one hour or more of a worker's time either with the client directly or on behalf of that client.

^c Total number of clients counts both individuals and young people that have ongoing significant interaction with the service. Individuals may be from a case and/or groups but excludes one off contacts.