

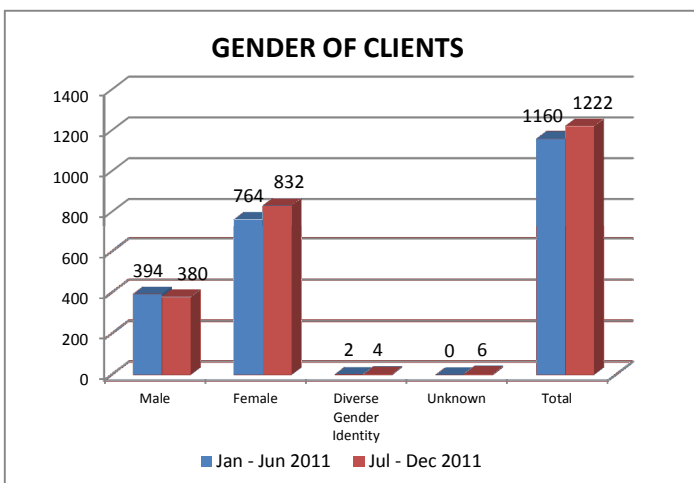
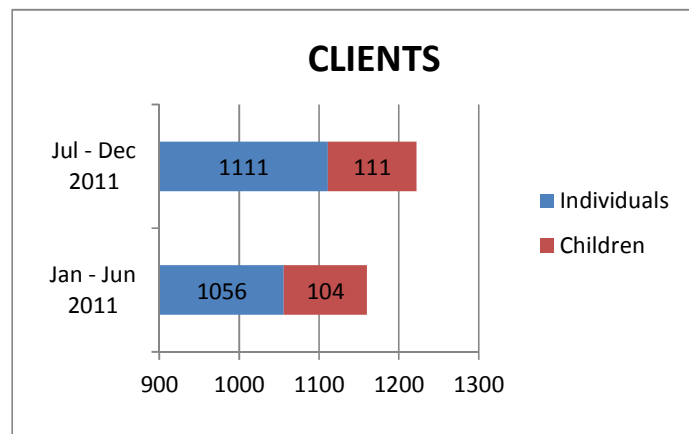
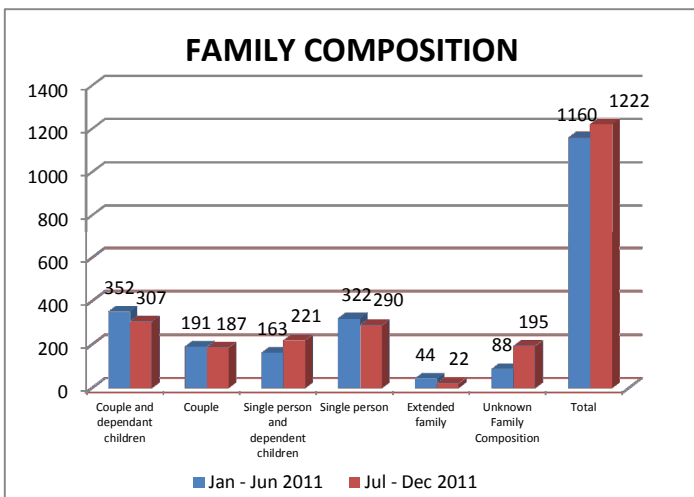
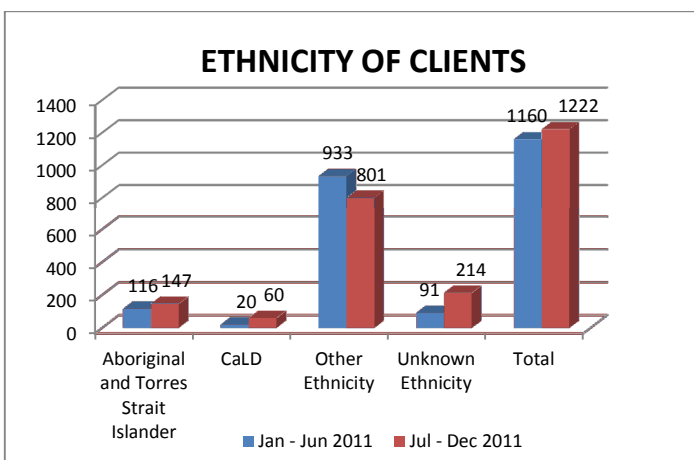
NON GOVERNMENT POLICY AND FUNDING SUMMARY OF SERVICES REPORT

COUNSELLING SERVICES – JULY TO DECEMBER 2011

Counselling Services assist individuals and families experiencing relationship or personal problems to assess their circumstances and relationships, to make choices, decisions and plans for the future, and develop the skills and confidence to enable them to put their plans into effect. These services are located in country districts including East Kimberley (1) Great Southern (1) Murchison (3) Southwest (2) and Wheatbelt (2).

REPORTING PERIOD	Jan - June 2011	Jul - Dec 2011
Number of funded services	10	9
Number of services with unavailable data	1 ^a	0
Total Financial Year Funding	^{2010/11} \$1,337,764	^{2011/12} \$1,474,860
Number of DCP referrals	51	72
Total number of cases ^b worked on	1,321	1,228
Total number of clients ^c	1,160	1,222
Total number of children who participated in family counselling	104	111

Services Provided	Number	
	Jan – June 2011	Jul – Dec 2011
Depression	274 (11.7%)	336 (15%)
Self-esteem	291 (12.4%)	285 (13%)
Couple relationship	307 (13.1%)	267 (12%)
Family separation	149 (6.3%)	161 (7%)
Child/parent relationship	313 (13.3%)	136 (6%)
Grief	106 (4.5%)	107 (5%)
Other relation issues	139(5.9%)	95 (4%)
Anger management	113 (4.8%)	99 (4%)
Alcohol/drugs	108 (4.6%)	93 (4%)
Other	550(23.4%)	626 (28%)
Total	2,350 (100%)	2,205 (100%)



^a Service has been non operational and no data was expected Jan-Jun 2011. Service and funding ceased Jul-Dec 2011.

^b A **Case** refers to ongoing assistance provided to a client. The support/assistance from a service provider generally entails one hour or more of a worker's time either with the client directly or on behalf of that client.

^c Total number of clients counts both individuals and young people that have ongoing significant interaction with the service. Individuals may be from a case and/or groups but excludes one off contacts.