

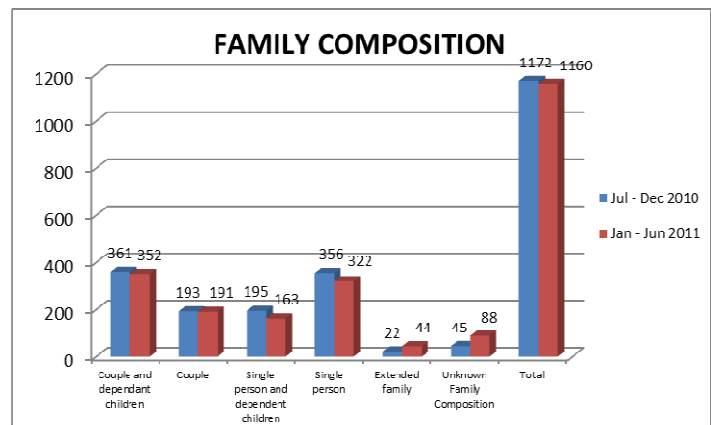
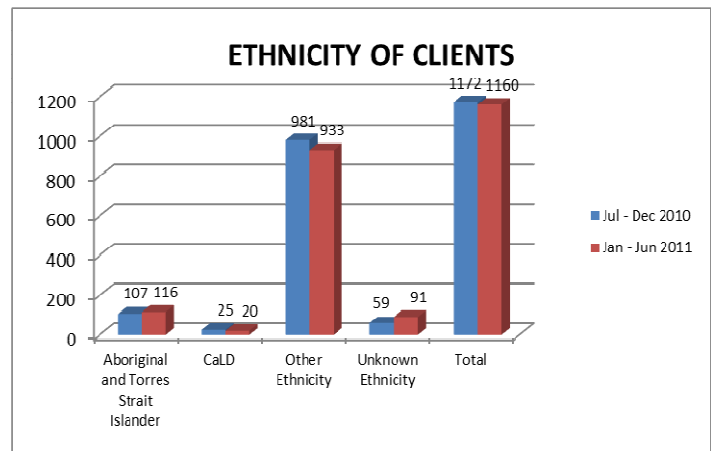
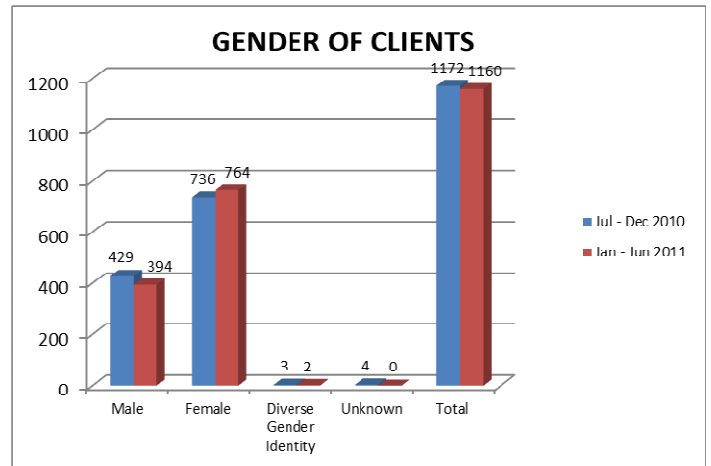
NON GOVERNMENT POLICY AND FUNDING SUMMARY OF SERVICES REPORT

COUNSELLING SERVICES – JANUARY TO JUNE 2011

Counselling Services assist individuals and families experiencing relationship or personal problems to assess their circumstances and relationships, to make choices, decisions and plans for the future, and develop the skills and confidence to enable them to put their plans into effect. These services are located in country districts including East Kimberley (1) Goldfields (1) Great Southern (1) Murchison (3) Southwest (2) and Wheatbelt (2).

REPORTING PERIOD	Jul – Dec 2010	Jan - June 2011
Number of funded services	10	10
Number of services with unavailable data	1 ^a	1 ^a
Total Financial Year Funding	2010/11 \$1,337,764	2010/11 \$1,337,764
Number of DCP referrals	56	51
Total number of cases ^b worked on	1,308	1,321
Total number of clients ^c	1172	1160
Total number of children who participated in family counselling	60	104

Services Provided	Number	
	Jul – Dec 2010	Jan – June 2011
Depression	243 (12.9%)	274 (11.7%)
Self-esteem	241 (12.8%)	291 (12.4%)
Couple relationship	288 (15.3%)	307 (13.1%)
Family separation	113 (6.0%)	149 (6.3%)
Child/parent relationship	142 (7.5%)	313 (13.3%)
Grief	90 (4.8%)	106 (4.5%)
Other relation issues	104 (5.5%)	139(5.9%)
Anger management	116 (6.2%)	113 (4.8%)
Alcohol/drugs	90 (4.8%)	108 (4.6%)
Other	455 (24.2%)	550(23.4%)
Total	1882 (100%)	2350 (100%)



^a Service has been non operational and no data was expected.

^b A **Case** refers to ongoing assistance provided to a consumer. The support/assistance from a service provider generally entails one hour or more of a worker's time either with the consumer directly or on behalf of that consumer.

^c Total number of clients counts both individuals and young people that have ongoing significant interaction with the service. Individuals may be from a case and/or groups but excludes one off contacts.