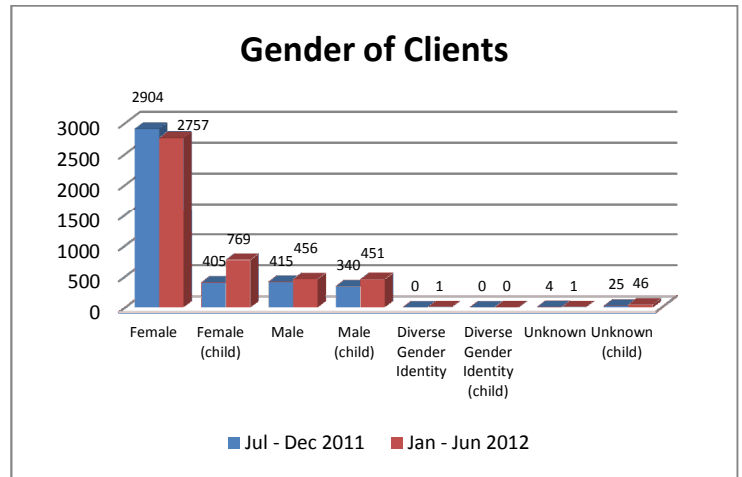


# NON GOVERNMENT POLICY AND FUNDING SUMMARY OF SERVICES REPORT

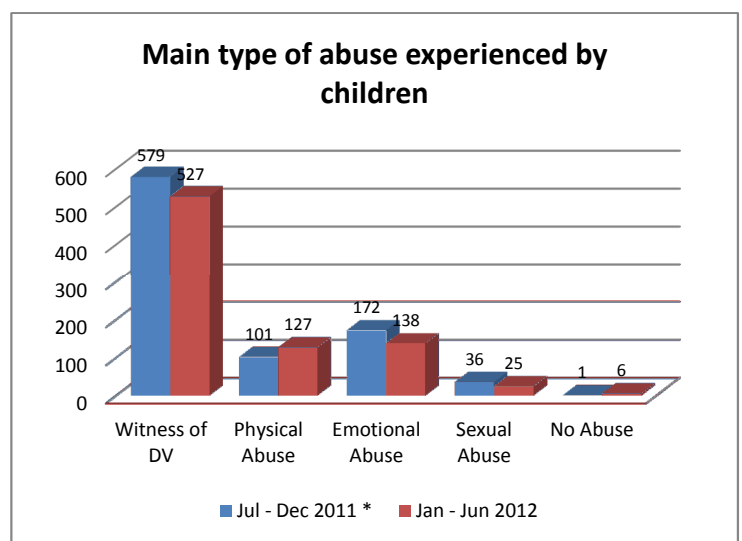
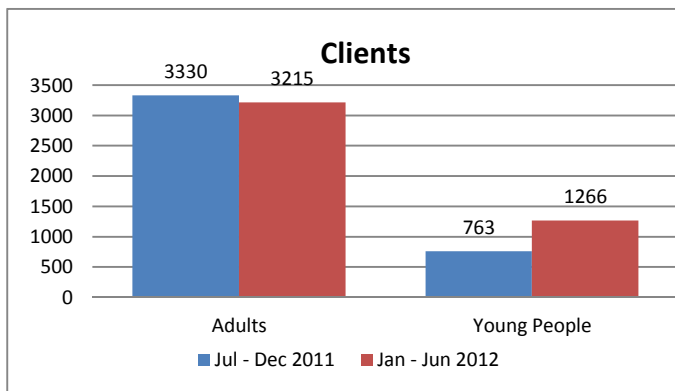
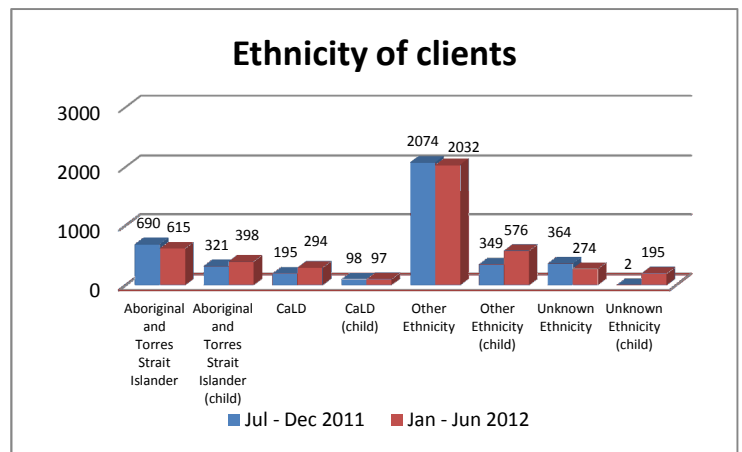
## FAMILY & DOMESTIC VIOLENCE COUNSELLING SERVICES JANUARY TO JUNE 2012

**Family and Domestic Violence Counselling Services** assist adults, young people and children to find solutions to both practical and personal problems that have arisen where family and domestic violence has occurred or is likely to occur. Services recognise the importance of the safety and wellbeing of women and children. Country services are located in the Goldfields (3), Great Southern (3), Murchison (2), Peel (1), Pilbara (3), South West (1), and Wheatbelt (1) Districts. Metro services are located in the Armadale (1), Joondalup (1), Metrowide (4), Midland (1) and Rockingham (1) Districts.

REPORTING PERIOD	Jul – Dec 2011	Jan – Jun 2012
<b>Number of funded services</b>	<b>22</b>	<b>22</b>
Number of service with unavailable data <sup>a</sup>	0	1
Total Financial Year Funding	<sup>2011/12</sup> \$4,077,707	<sup>2011/12</sup> \$4,077,707
Number of one-off contacts <sup>b</sup>	3,513	4,032
Number of DCP referrals	402	390
Total number of cases <sup>c</sup> worked on	3,468	4,153
Total number of group <sup>d</sup> clients	659	708
Number of clients (adults & young people) <sup>e</sup>	4,093	4,481



Services Provided	Jul – Dec 2011	Jan – Jun 2012
Assessment	2,776 (11.2%)	2,758 (11.2%)
Formal counselling	2,134 (8.6%)	2,725 (11.0%)
Information only	2,005 (8.1%)	2,643 (10.7%)
Safety planning	2,921 (11.8%)	2,335 (9.5%)
Support planning/case management	2,593 (10.5%)	2,178 (8.8%)
Informal counseling	2,174 (8.8%)	2,149 (8.7%)
Advocacy	1,902 (7.7%)	1,755 (7.1%)
Other	1,543 (6.2%)	1,597 (6.5%)
Assistance to access services	1,249 (5.0%)	1,295 (5.3%)
Referral	1,318 (5.3%)	1,233 (5.0%)
Outreach	766 (3.1%)	1,119 (4.5%)
Court support	768 (3.1%)	909 (3.7%)
Linkages and coordination with local domestic violence services	615 (2.5%)	747 (3.0%)
Assisting parents or caregivers to link children to appropriate services	615 (2.5%)	371 (1.5%)
Assistance to find accommodation	298 (1.2%)	367 (1.5%)
Support and/or activities for children	540 (2.2%)	366 (1.5%)
Family healing	594 (2.4%)	117 (0.5%)
<b>Total</b>	<b>24,811 (100.0%)</b>	<b>24,664 (100.0%)</b>



<sup>a</sup> Jan-Jun 2012 period 1 service did not provide data

<sup>b</sup> A **contact** refers to casual or one-off assistance provided to a client. Data is collected for this item over a 2 week sample period.

<sup>c</sup> A **case** refers to ongoing assistance provided to a client. The support/assistance from a service provider generally entails one hour or more of a worker's time either with the client directly or on behalf of that client.

<sup>d</sup> **Groups** refer to all activities focussing on developing skills. These groups may be educational, therapeutic or recreational.

<sup>e</sup> Total number of clients counts both adults and young people that have ongoing significant interaction with the service. Individuals may be from a case and/or groups but excludes one off contacts.

\* Jul – Dec 2011 figures have been restated due to improved method of data collection - (Main type of abuse experienced by children).