

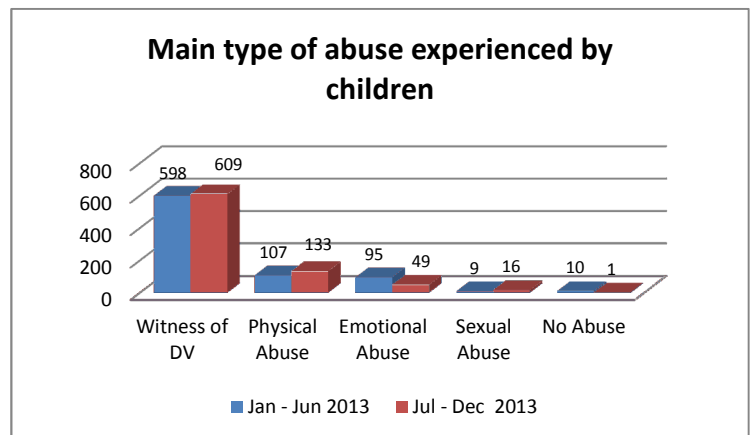
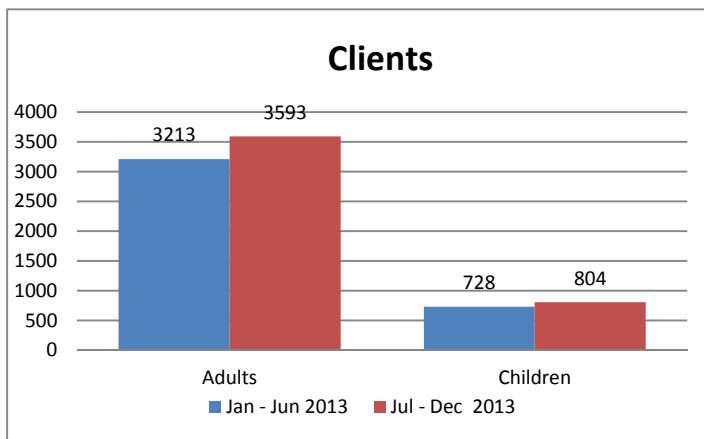
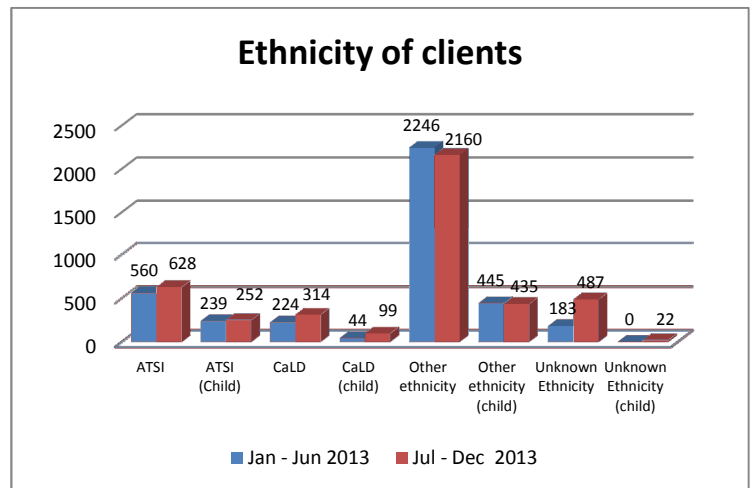
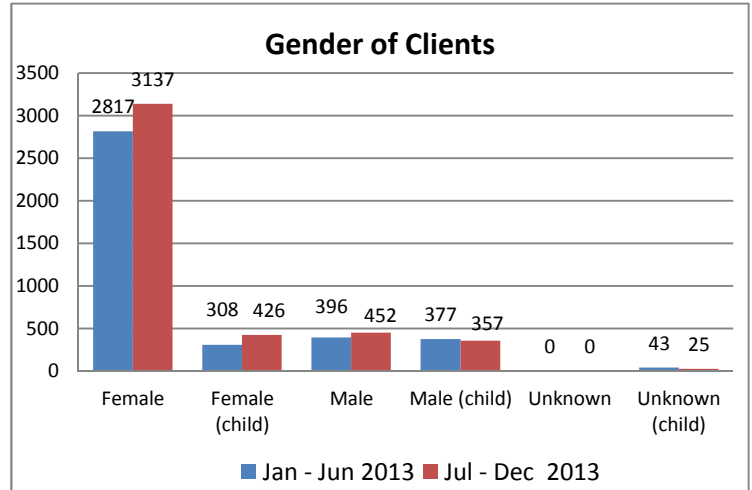
NON GOVERNMENT POLICY AND FUNDING SUMMARY OF SERVICES REPORT

FAMILY & DOMESTIC VIOLENCE COUNSELLING SERVICES JULY TO DECEMBER 2013

Family and Domestic Violence Counselling Services assist adults, young people and children to find solutions to both practical and personal problems that have arisen where family and domestic violence has occurred or is likely to occur. Services recognise the importance of the safety and wellbeing of women and children. Country services are located in the Goldfields (3), Great Southern (3), Murchison (2), Peel (1), Pilbara (3), South West (1), and Wheatbelt (1) Districts. Metro services are located in the Armadale (1), Joondalup (1), Metrowide (4), Midland (1) and Rockingham (1) Districts.

REPORTING PERIOD	Jan – Jun 2013	Jul – Dec 2013
Number of funded services	22	22
Number of service with unavailable data ^a	1	0
Total Financial Year Funding	^{2012/13} \$4,251,009	^{2013/14} \$5,198,824
Number of one-off contacts ^b	3,349	3,965
Number of CPFS referrals	355	372
Total number of cases ^c worked on	3,661	3,964
Total number of group ^d clients	1,444	1,460
Number of clients (adults & young people) ^e	3,941	4,397

Services Provided	Jan – Jun 2013	Jul – Dec 2013
Assessment	2,905 (14.4%)	2,823 (11.3%)
Formal counselling	2,380 (11.8%)	1,987 (8.0%)
Information only	1,762 (8.7%)	3,359 (13.5%)
Safety planning	2,297 (11.4%)	2,649 (10.6%)
Support planning/case management	2,087 (10.4%)	2,460 (9.9%)
Informal counseling	1,379 (6.8%)	2,377 (9.5%)
Advocacy	1,296 (6.4%)	2,127 (8.5%)
Other	1,693 (8.4%)	1,829 (7.3%)
Assistance to access services	977 (4.8%)	1,157 (4.6%)
Referral	969 (4.8%)	1,110 (4.4%)
Outreach	460 (2.3%)	546 (2.2%)
Court support	814 (4.0%)	924 (3.7%)
Linkages and coordination with local domestic violence services	437 (2.2%)	596 (2.4%)
Assisting parents or caregivers to link children to appropriate services	257 (1.3%)	368 (1.5%)
Assistance to find accommodation	235(1.2%)	231 (0.9%)
Support and/or activities for children	143 (0.7%)	255 (1.0%)
Family healing	56 (0.3%)	151 (0.6%)
Total	20,147 (100%)	24,949 (100.0%)



^a Jan-Jun 2013 1 service did not submit data due to commencement in June 2013.

^b A **contact** refers to casual or one-off assistance provided to a client. Data is collected for this item over a 2 week sample period.

^c A **case** refers to ongoing assistance provided to a client. The support/assistance from a service provider generally entails one hour or more of a worker's time either with the client directly or on behalf of that client.

^d **Groups** refer to all activities focussing on developing skills. These groups may be educational, therapeutic or recreational.

^e Total number of clients counts both adults and young people that have ongoing significant interaction with the service. Individuals may be from a case and/or groups but excludes one off contacts.

Sources: Progress Reports & Contract Information Management System (CIMS), Jul – Dec 2013 (May 2014)