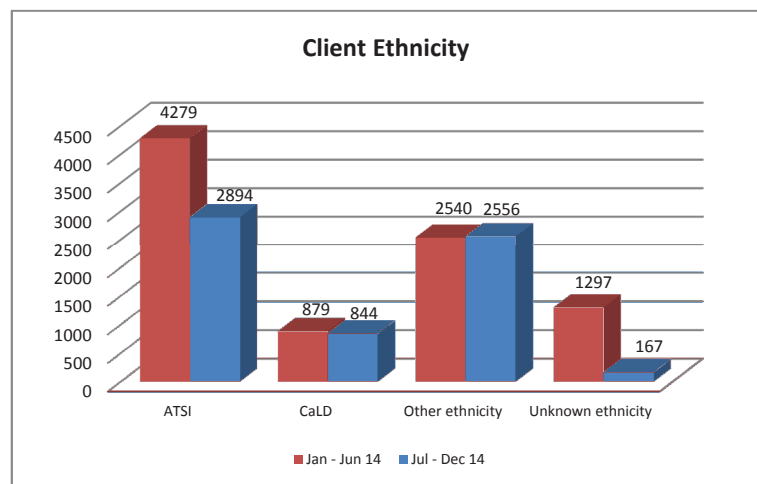
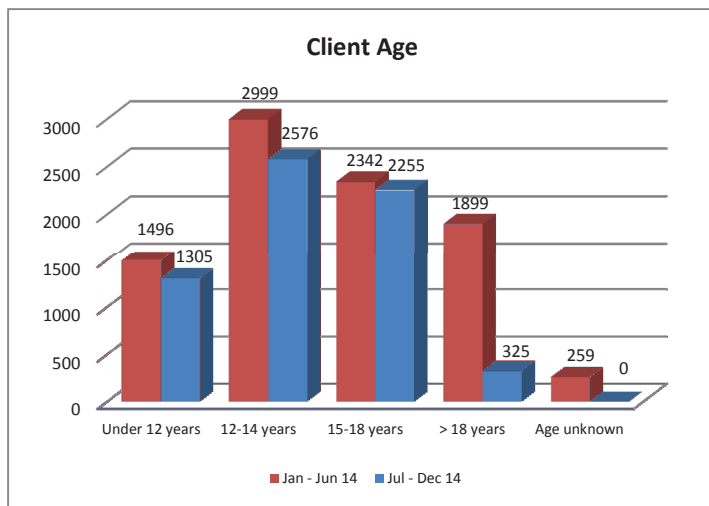
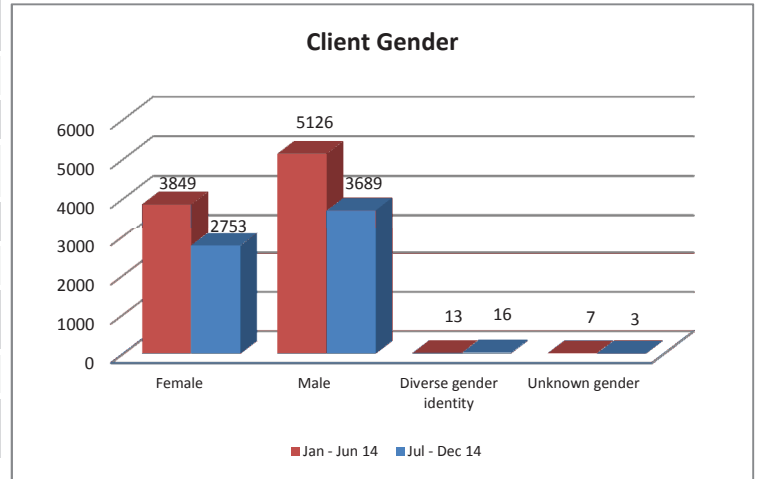


# NON GOVERNMENT POLICY AND FUNDING SUMMARY OF SERVICES REPORT

## Services for Young People at Risk – July to December 2014

**Services for Young People at Risk** assist disadvantaged young people commencing secondary education up to 18 years of age who may be at risk due to a number of factors. Through centre-based services, outreach, mobile services and drop-in centres young people are assisted to connect with appropriate support services, family members, peers and their communities. The services work with young people to build on their skills and abilities to enhance their strengths and further develop resilience. Country services are located in the East Kimberley (2), Goldfields (5), Great Southern (4), Murchison (4), Peel (1), Pilbara (4), Southwest (2), West Kimberley (3), and Wheatbelt (1) districts. Metro services are located in the Armadale (1), Cannington (1), Fremantle (1), Joondalup (2), Midland (4), Mirrabooka (2), Perth (2) and Rockingham (1) districts.

REPORTING PERIOD	Jan - Jun 2014	Jul - Dec 2014
Number of funded services <sup>a</sup>	45	40
Number of services with unavailable data <sup>b</sup>	2	2
Total Financial Year Funding <sup>c</sup>	2013/14 \$5,092,948	2014/15 \$6,592,879
Number of CPFS referrals	78	117
Total number of young people <sup>d</sup>	8,995	6,461
Young people with Risk Assessment undertaken	7,706	6,151
Case Management plans worked on <sup>e</sup>	N/A	992
Number of diversional & recreational programs provided	2,927	2,665



Service Type	Number of Clients – Jul-Dec 2014	
	Service Provided	Service Supported to Access
Crisis accommodation	N/A	183
Department for Child Protection & Family Support	N/A	148
Educational facility	603	240
Emergency relief / financial / material assistance	270	219
Formal & informal counselling / therapy / mediation	2,009	361
Health service	88	227
Income support	126	195
Individual advocacy	599	120
Information	2,722	611
Juvenile Justice program compliance	181	40
Legal advice	86	132
Mental health service	N/A	337
Parenting support (for young parents)	51	35
Personal development & support	2,703	182
Recreational / leisure activities	3,657	948
Substance abuse (drug & alcohol) service	551	156
Training & employment advice	480	185
Training & employment facilities	186	149
Training in independent living skills	1,009	103
Vocational / on the job training	62	38
Other	701	98
<b>Total</b>	<b>16,084</b>	<b>4,707</b>

<sup>a</sup> 3 funded services ceased during Jan-Jun 2014 reporting period, 4 services merged into 2 services effective 01/07/14.

<sup>b</sup> Data not submitted - 2 services.

<sup>c</sup> Funding figures for Jan-Jun 2014 revised. Funding increased for Jul-Dec 2014 – due to additional funding for Youth at Risk services through Component II which commenced on 01/07/2014 to enhance services for youth across the state and ensure sustainability.

<sup>d</sup> Total number of young people counts all individuals with whom a service has ongoing significant interaction. Individuals may be from a case and/or groups but excludes one-off contacts.

<sup>e</sup> New data item effective 01/07/14, not comparable to previous periods.

Sources: Progress Reports & Contract Information Management System (CIMS), Jul – Dec 2014 (Jun 2015)