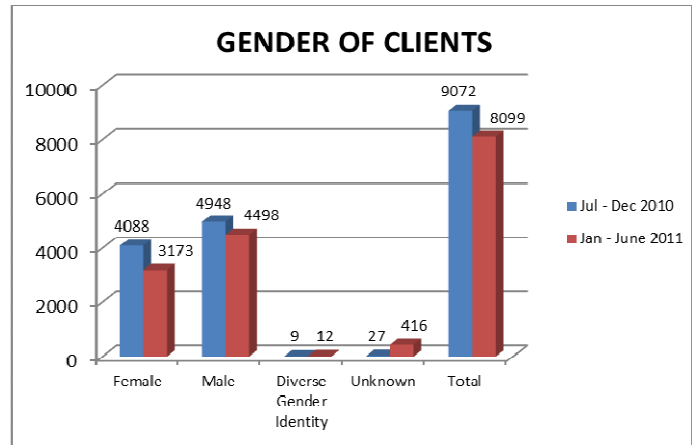


NON GOVERNMENT POLICY AND FUNDING SUMMARY OF SERVICES REPORT

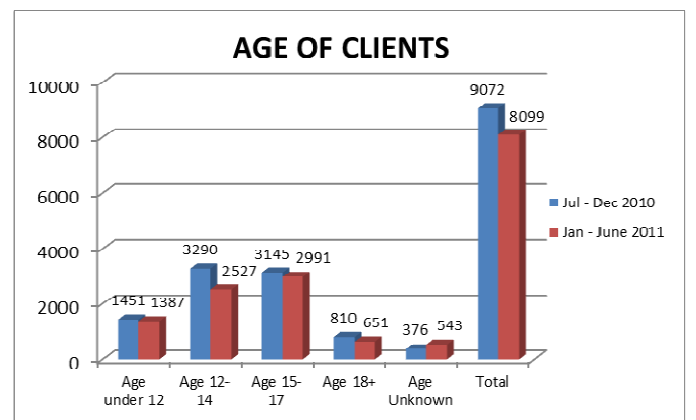
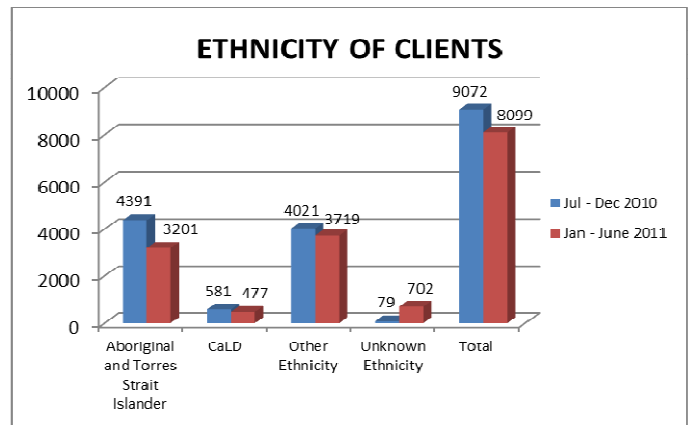
SERVICES FOR YOUNG PEOPLE (STATE) – JANUARY TO JUNE 2011

Services for Young People at Risk assist disadvantaged young people commencing secondary education up to 18 years of age who may be at risk due to a number of factors. Through centre-based services, outreach, mobile services and drop-in centres young people are assisted to connect with appropriate support services, family members, peers and their communities. The services work with young people to build on their skills and abilities to enhance their strengths and further develop resilience. Country services are located in the East Kimberley (4) Goldfields (5), Great Southern (4), Murchison (3), Peel (1) Pilbara (6), South West (3), West Kimberley (3) and Wheatbelt (1) Districts. Metro services are located in the Cannington (2), Fremantle (1), Joondalup (2), Midland (4), Mirrabooka (2), Perth (3) and Rockingham (1) Districts.

REPORTING PERIOD	Jul – Dec 2010	Jan – June 2011
Number of funded services	45	45
Number of services with unavailable data	2	6 ^a
Total Financial Year Funding	^{2010/11} \$3,772,608	^{2010/11} \$3,772,608
Number of one off contacts ^b	39901	23305
Number of DCP referrals	154	82
Total number of cases ^c worked on	772	832
Total drop-in attendees (attendances at drop in centres only)	9364	9903
Total number of young people ^d	9072	8099



Services provided	Number	
	Jul-Dec 2010	Jan – June 2011
Recreation leisure activities	9510 (27.2%)	9591 (25.0%)
Information	4768 (13.7%)	5973 (15.6%)
Personal development & support	5253 (15.0%)	5563 (14.5%)
Other	5691 (16.3%)	6528 (17.0%)
Informal counseling/therapy/mediation	3046 (8.7%)	4026 (10.5%)
Training & employment advice	1627 (4.7%)	1787 (4.7%)
Training independent living skills	1964 (5.6%)	2025 (5.3%)
Individual advocacy	959 (2.7%)	888 (2.3%)
Referrals income support/financial assistance*	561 (1.6%)	602 (1.6%)
Referrals health service*	676 (1.9%)	463 (1.2%)
Referrals other*	325 (0.9%)	328 (0.9%)
Referrals legal advice*	211 (0.6%)	175 (0.5%)
Referral crisis accommodation*	133 (0.4%)	192 (0.5%)
Vocational/on the job training	188 (0.5%)	154 (0.4%)
*denotes active referrals only	Total	Total
	34,912 (100%)	38,295 (100%)



^a 5 Services have been non-operational and no data was expected. 1 Service omitted due to data quality concerns.

^b A **contact** refers to casual or one-off assistance provided to a consumer.

^c A **case** refers to ongoing assistance provided to a consumer. The support/assistance from a service provider generally entails one hour or more of a worker's time either with the consumer directly or on behalf of that consumer.

^d Total number of young people counts all individuals with whom a service have ongoing significant interaction. Individuals may be from a case and/or groups but excludes one off contacts.

Sources: Progress Reports & Contract Information Management System (CIMS), Jul – Dec 2010 (14 September 2011), Jan – June 2011 (15 January 2012)