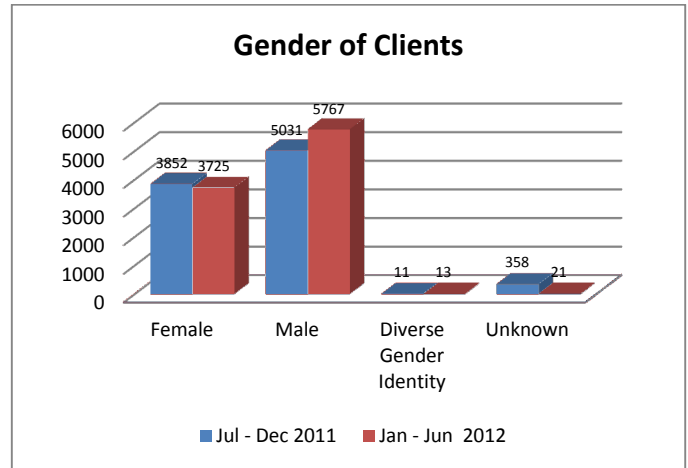


# NON GOVERNMENT POLICY AND FUNDING SUMMARY OF SERVICES REPORT

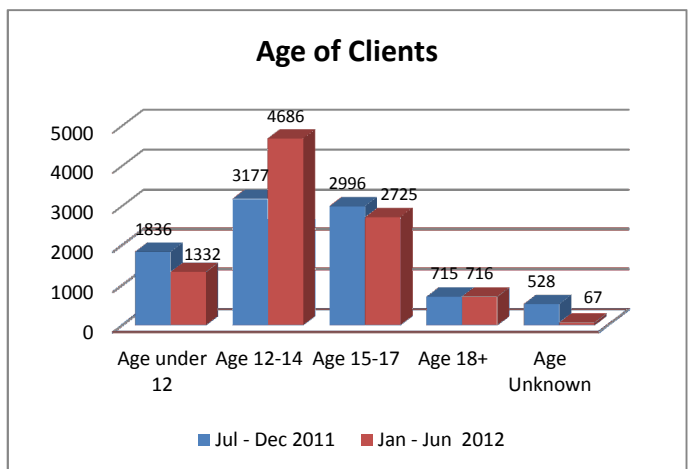
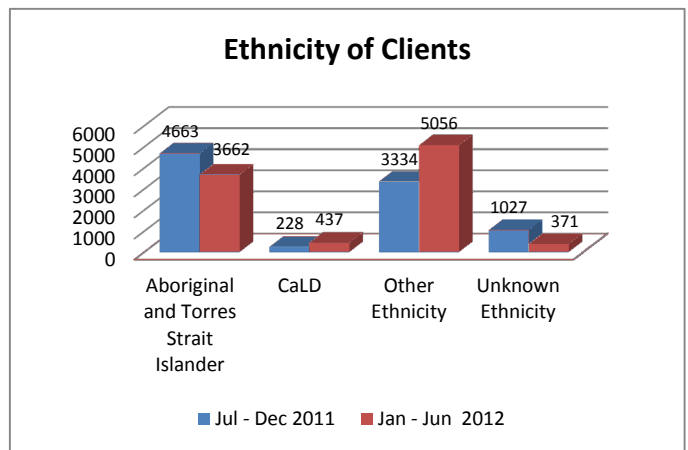
## SERVICES FOR YOUNG PEOPLE (STATE) – JANUARY TO JUNE 2012

**Services for Young People at Risk** assist disadvantaged young people commencing secondary education up to 18 years of age who may be at risk due to a number of factors. Through centre-based services, outreach, mobile services and drop-in centres young people are assisted to connect with appropriate support services, family members, peers and their communities. The services work with young people to build on their skills and abilities to enhance their strengths and further develop resilience. Country services are located in the East Kimberley (4) Goldfields (5), Great Southern (4), Murchison (3), Peel (1) Pilbara (6), South West (3), West Kimberley (3) and Wheatbelt (1) Districts. Metro services are located in the Cannington (2), Fremantle (1), Joondalup (2), Midland (4), Mirrabooka (2), Perth (3) and Rockingham (1) Districts.

REPORTING PERIOD	Jul – Dec 2011	Jan – Jun 2012
<b>Number of funded services</b>	<b>45</b>	<b>45</b>
Number of services with unavailable data <sup>a</sup>	2	3
Total Financial Year Funding	2011/12 \$4,529,201	2011/12 <sup>b</sup> \$3,939,722
Number of one off contacts <sup>c</sup>	33,080	44,760
Number of DCP referrals	101	133
Total number of cases <sup>d</sup> worked on	783	880
Total drop-in attendees (attendances at drop in centres only)	15,189	17,241
Total number of young people <sup>e</sup>	9,252	9,526



Services provided	Number	
	Jul – Dec 2011	Jan – Jun 2012
Recreation leisure activities	9,685 (26.2%)	9,447 (26.6%)
Personal development & support	6,496 (17.6%)	7,440 (20.9%)
Information	5,602 (15.2%)	6,610 (18.6%)
Other	5,475 (14.8%)	3,223 (9.1%)
Informal counseling/therapy/mediation	3,264 (8.8%)	2,814 (7.9%)
Training independent living skills	1,589 (4.3%)	2,200 (6.2%)
Training & employment advice	1,114 (3.0%)	1,211 (3.4%)
Individual advocacy	1,595 (4.3%)	1,016 (2.9%)
Referrals health service*	428 (1.2%)	434 (1.2%)
Referrals income support/financial assistance*	455 (1.2%)	344 (1.0%)
Referrals other*	569 (1.5%)	282 (0.8%)
Referral crisis accommodation*	193 (0.5%)	280 (0.8%)
Referrals legal advice*	143 (0.4%)	150 (0.4%)
Referrals to DCP	101 (0.3%)	136 (0.4%)
Vocational/on the job training	187 (0.5%)	89 (0.3%)
<i>*denotes active referrals only</i>	Total	Total
	36,896 (100.0%)	35,676 (100.0%)



<sup>a</sup> Jul – Dec 2011 period - 2 Services have been non-operational and no data was expected.

Jan – Jun 2012 period - 2 Services have been non-operational and no data was expected and 1 Service was omitted due to data quality concerns.

<sup>b</sup> Decrease due to cessation of service from 29/02/2012.

<sup>c</sup> A **contact** refers to casual or one-off assistance provided to a client. Data for this item is collected over a 2 week sample period.

<sup>d</sup> A **case** refers to ongoing assistance provided to a client. The support/assistance from a service provider generally entails one hour or more of a worker's time either with the client directly or on behalf of that client.

<sup>e</sup> Total number of young people counts all individuals with whom a service have ongoing significant interaction. Individuals may be from a case and/or groups but excludes one off contacts.