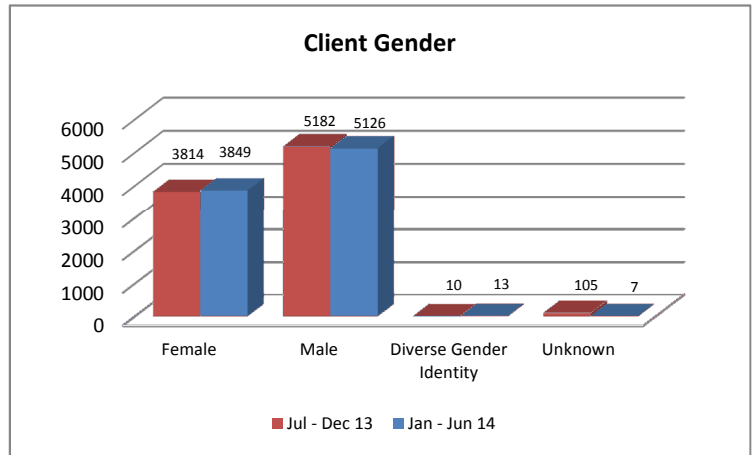


NON GOVERNMENT POLICY AND FUNDING SUMMARY OF SERVICES REPORT

Services for Young People at Risk – January to June 2014

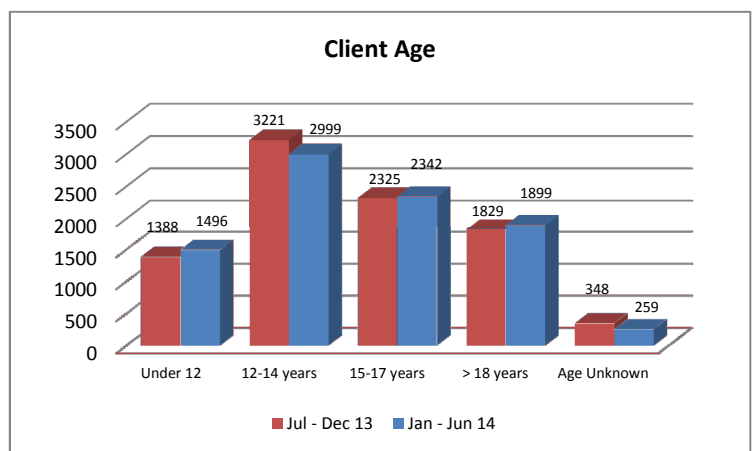
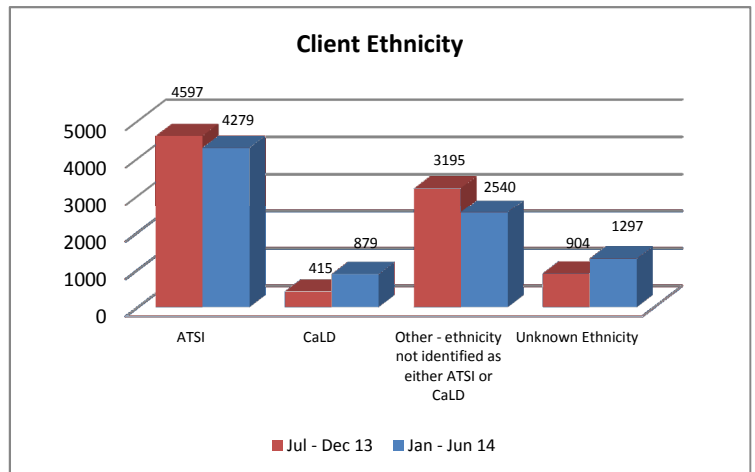
Services for Young People at Risk assist disadvantaged young people commencing secondary education up to 18 years of age who may be at risk due to a number of factors. Through centre-based services, outreach, mobile services and drop-in centres young people are assisted to connect with appropriate support services, family members, peers and their communities. The services work with young people to build on their skills and abilities to enhance their strengths and further develop resilience. Country services are located in the East Kimberley (3), Goldfields (5), Great Southern (4), Murchison (4), Peel (1), Pilbara (6), Southwest (3), West Kimberley (3), and Wheatbelt (1) districts. Metro services are located in the Armadale (1), Cannington (1), Fremantle (1), Joondalup (2), Midland (4), Mirrabooka (2), Perth (2) and Rockingham (1) districts.

REPORTING PERIOD	Jul - Dec 2013	Jan - Jun 2014
Number of funded services	45	44
Number of services with unavailable data ^a	0	1
Total Financial Year Funding ^b	2013/14 \$5,122,431	2013/14 5,009,729
Number of one-off contacts ^c	43,415	36,061
Number of CPFS referrals	83	78
Total number of cases ^d worked on	875	958
Total drop-in attendees (attendances at drop-in centres only)	23,275	17,113
Total number of young people ^e	9,111	8,995



Services Provided	Number	
	Jul - Dec 2013	Jan - Jun 2014
Recreation leisure activities	9,987 (32.1%)	9,445 (31.7%)
Information	6,755 (21.7%)	5,762 (19.3%)
Personal development & support	3,311 (10.6%)	3,724 (12.5%)
Informal counselling / therapy / mediation	3,101 (10.0%)	2,363 (7.9%)
Training independent living skills	1,778 (5.7%)	1,825 (6.1%)
Individual advocacy	909 (2.9%)	1,288 (4.3%)
Training & employment advice	993 (3.2%)	974 (3.3%)
Referrals health service*	675 (2.2%)	647 (2.2%)
Referrals income support / financial assistance*	557 (1.8%)	574 (1.9%)
Referrals other*	286 (0.9%)	360 (1.2%)
Referrals legal advice*	203 (0.7%)	306 (1.0%)
Referral crisis accommodation*	152 (0.5%)	149 (0.5%)
Vocational / on the job training	277 (0.9%)	139 (0.5%)
Referrals to CPFS	88 (0.3%)	112 (0.4%)
Other	2,031 (6.5%)	2,134 (7.2%)
Total	31,103 (100.0%)	29,802 (100%)

**denotes active referrals only*



^a One service data outstanding (not submitted).

^b July – December 2013 funding has been revised.

^c A one-off contact refers to casual or one-off assistance provided to a client. Data for this item is collected over a 2 week sample period.

^d A case refers to ongoing assistance provided to a client. The support / assistance from a service provider generally entails one hour or more of a worker's time either with the client directly or on behalf of that client.

^e Total number of young people counts all individuals with whom a service has ongoing significant interaction. Individuals may be from a case and/or groups but excludes one-off contacts.

Sources: Progress Reports & Contract Information Management System (CIMS), Jan – Jun 2014 (Jan 2015)